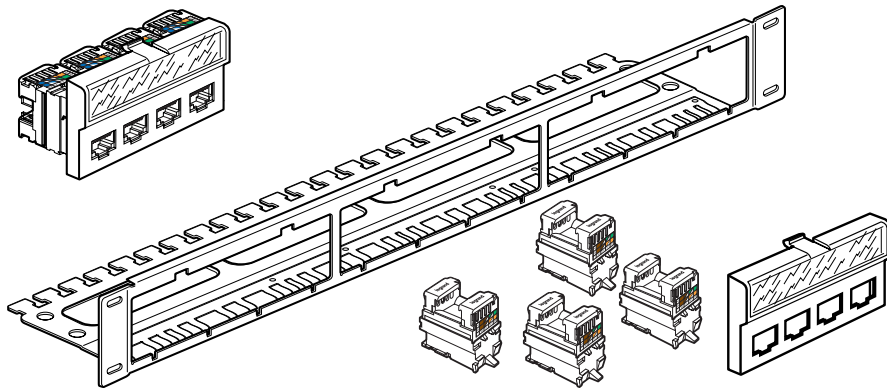


RJ 45 panel and block for LCS⁶ Category 6

Cat. No(s) : 327 00/01/02/06/07/10/11/12



CONTENTS	PAGE
1. General characteristics	1
2. Mounting	1
3. Technical characteristics	1
4. Environment	1
5. Mechanical characteristics	1
6. Installation.....	1
7. Dimensions	2
8. Standard connection.....	2
9. Performance	
1 - components	2/3
2 - permanent link	3/5
3 - channel	5/7
9. Standards and approvals.....	7

1. GENERAL CHARACTERISTICS

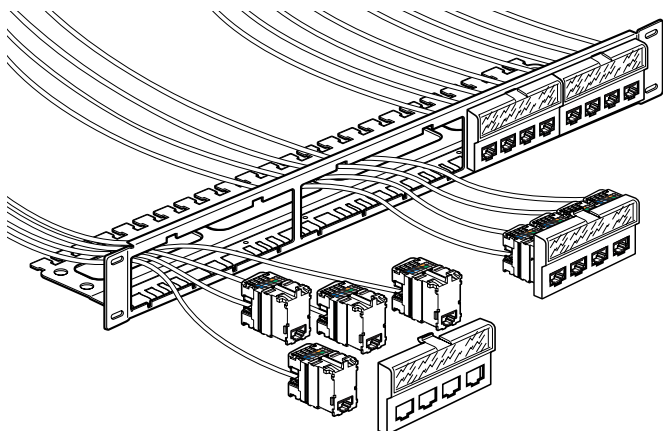
19" format RJ 45 patch panel, 6 blocks for patch panels (4 RJ 45 connectors per block).
 Category 6 components.
 For high speed transmission (Gigabit Ethernet).

24 RJ patch panels	Type	Mecanisms	Cat. No.
With connectors	UTP Cat 6	AL 51	327 00
	FTP Cat 6	AL 52	327 01
	STP Cat 6	AL 53	327 02
Self-assembly	For UTP		327 06
	For FTP/STP		327 07

Blocks 4 RJ connectors for patch panels	Type	Mecanisms	Cat. No.
Blocks 4 RJ connectors for patch panels	UTP Cat 6	AL 51	327 10
	FTP Cat 6	AL 52	327 11
	STP Cat 6	AL 53	327 12

2. MOUNTING

The patch panel can be wired via the front or the back.
 RJ 45 sockets equipped with rotary levers for connection of two pairs at once with clip-together closing.
 Mounting without any special tool.



3. TECHNICAL CHARACTERISTICS

Cables secured on support using Colring cable ties.
 Automatic earthing of the drains or screens by flexible contact (FTP and STP only).
 RJ 45 connectors equipped with rotary levers which do not require any special tool, and ensure error-free re-wiring.
 EIA-TIA 568 A and B dual colour code on terminals.

- UTP 8 contacts.
- FTP 9 contacts.
- STP 9 contacts + individual shielding cover.

Permissible conductors :

- Solid wire : 0.5 to 0.65 mm - AWG 24 to 22.
- Conductors insulation on polyethylene : Ø max. on insulation 1.5 mm.

Number of wires to attach per connection : 1.
 Max. number of connections and disconnections : 5 including 2 without replacing the wire.
 Breakdown voltage ≥ 1000 V.
 Contact resistance ≤ 20 mΩ
 Insulation resistance ≥ 500 MΩ at 100 V DC.

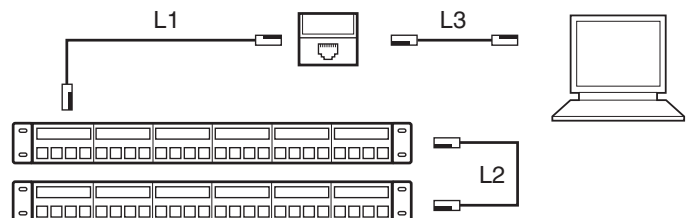
4. ENVIRONMENT

Operating temperature : - 40° C to + 70° C.
 Damp heat cycle 6 days.
 Resistance to gases (H₂S and SO₂).

5. MECHANICAL CHARACTERISTICS

Endurance : 2500 operations (plugging in/unplugging).
 Takes the following plugs :
 RJ 11 (4 contacts), RJ 12 (6 contacts), RJ 45 (8 contacts).

6. INSTALLATION

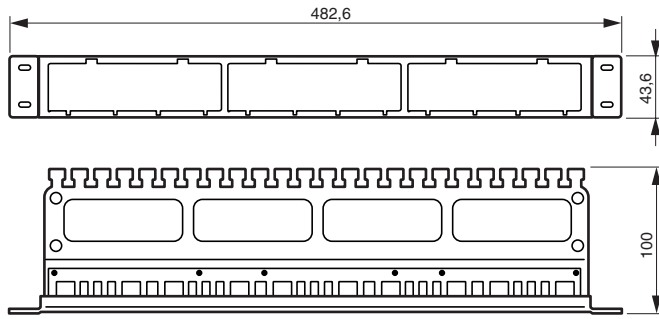


RJ 45 panel and block for LCS⁶ Category 6

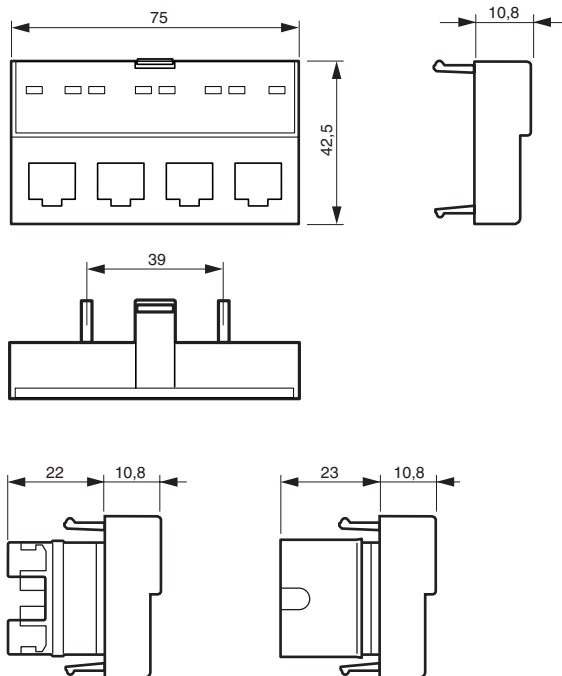
Cat. No(s) : 327 00/01/02/06/07/10/11/12

7. DIMENSIONS

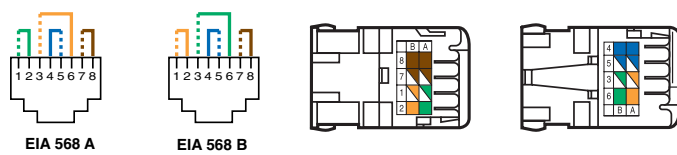
- 19" patch panel.



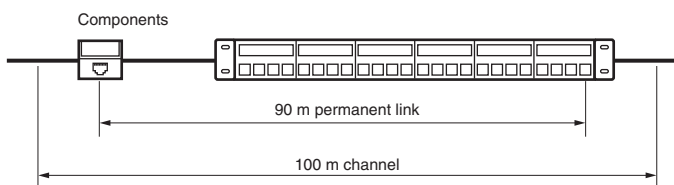
- Block of 4 RJ connectors for patch panel.



8. STANDARD RJ 45 CONNECTION



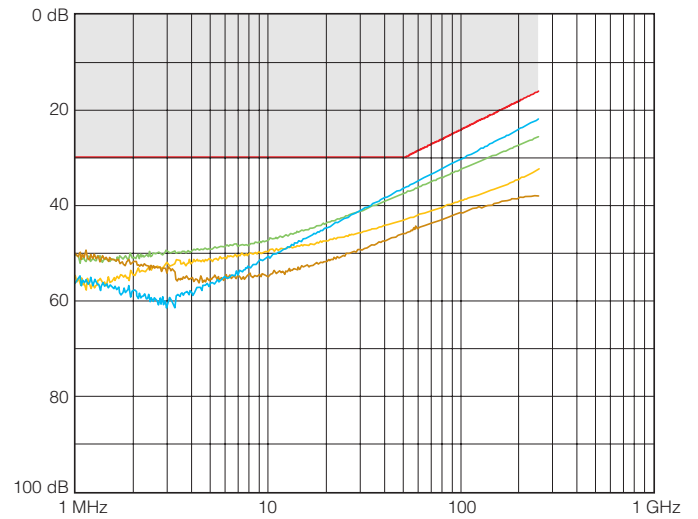
9. PERFORMANCE



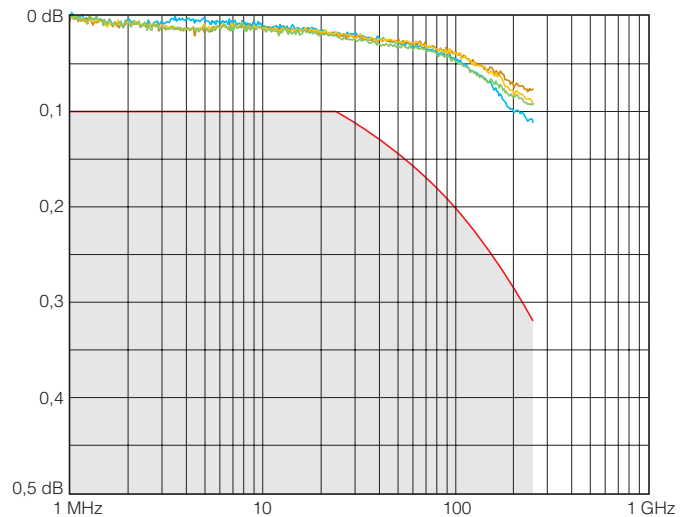
9. PERFORMANCE (continued)

9.1 Performance of components (RJ 45 connectors)

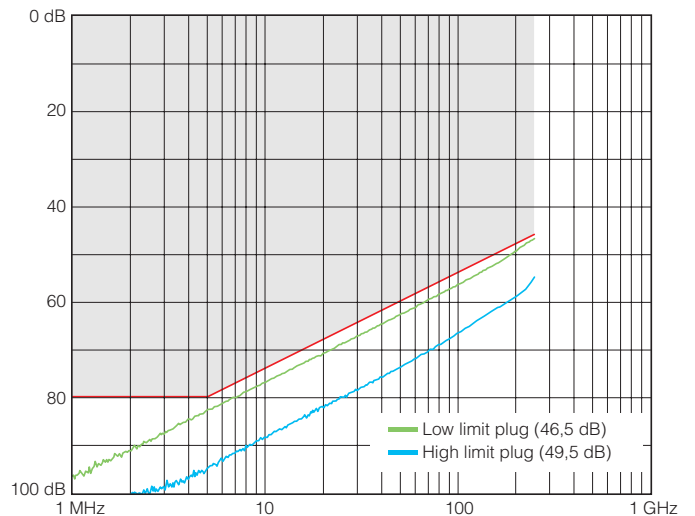
Return loss



Attenuation



NEXT (Near end Crosstalk Attenuation)

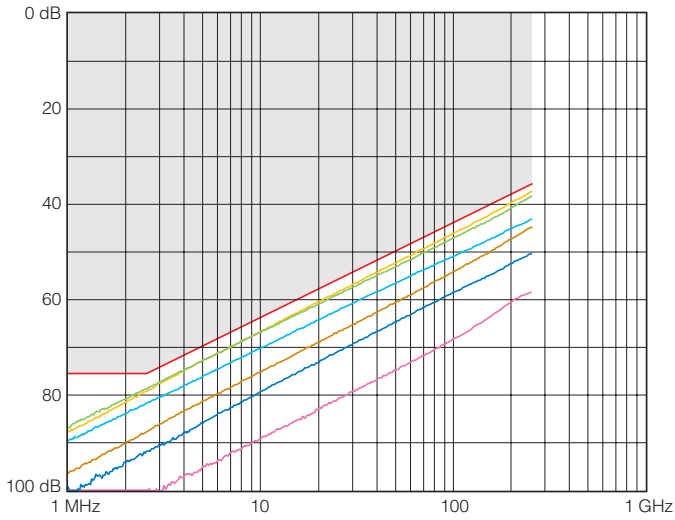


RJ 45 panel and block for LCS⁶ Category 6

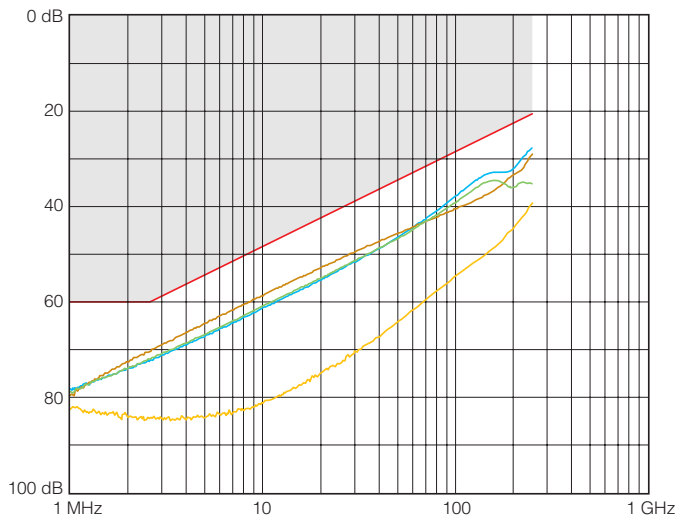
Cat. No(s) : 327 00/01/02/06/07/10/11/12

9. PERFORMANCE (continued)

9.1 Performance of components (RJ 45 connectors) (continued) FEXT (Far-end Crosstalk Attenuation)

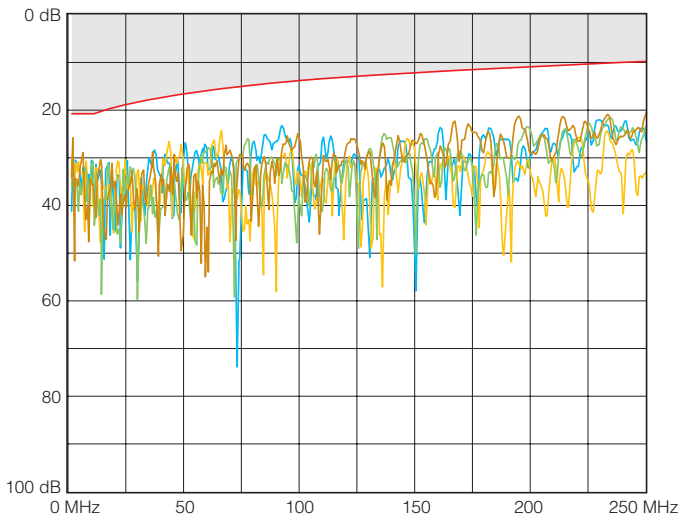


TCL (Transversal Conversion Loss)



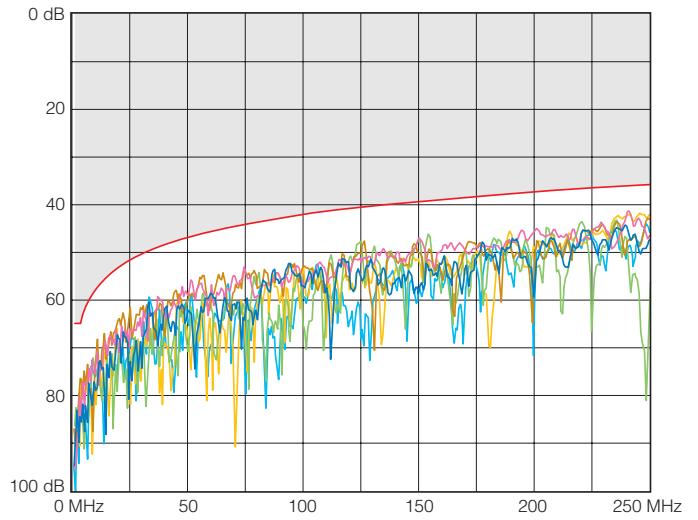
9.2 Permanent link performance

Return loss

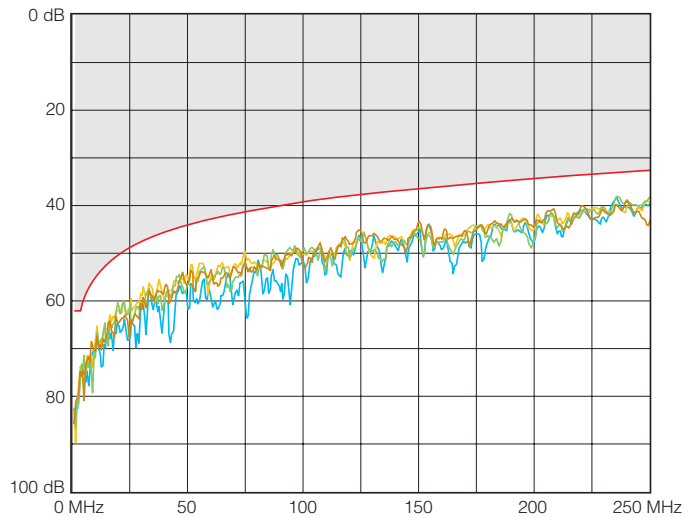


9. PERFORMANCE (continued)

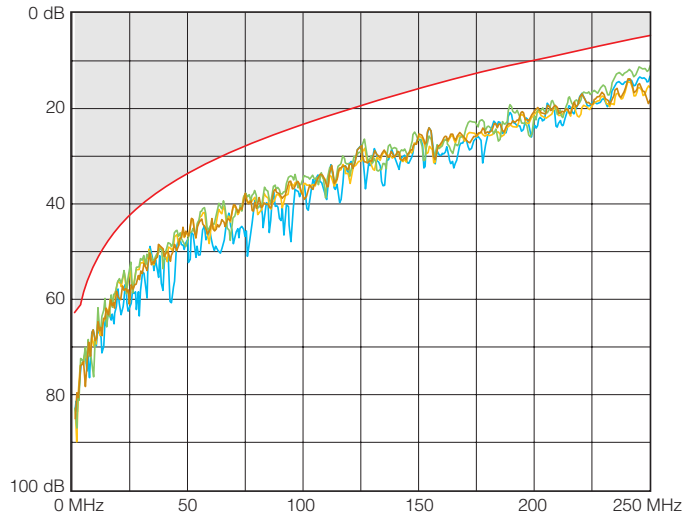
9.2 Permanent link performance (continued) NEXT (Near-end Crosstalk Attenuation)



PS NEXT (Power sum NEXT)



ACR (Attenuation to Crosstalk Ratio)

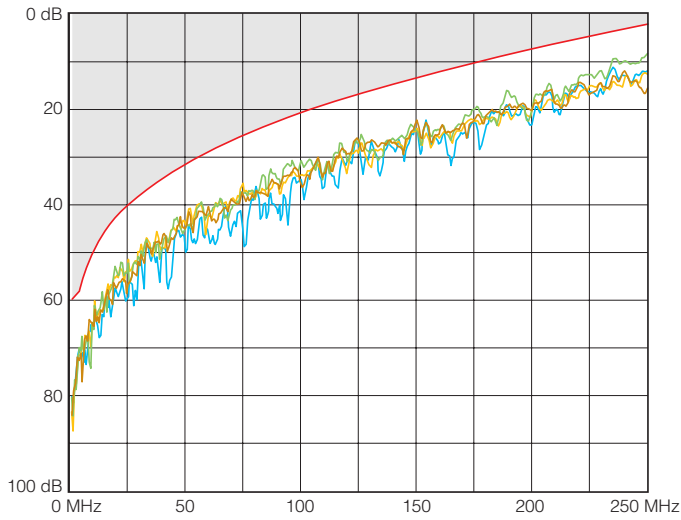


RJ 45 panel and block for LCS⁶ Category 6

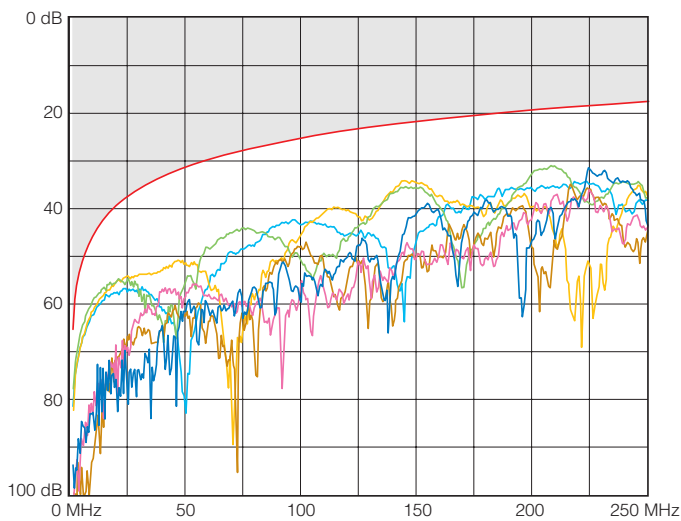
Cat. No(s) : 327 00/01/02/06/07/10/11/12

9. PERFORMANCE (continued)

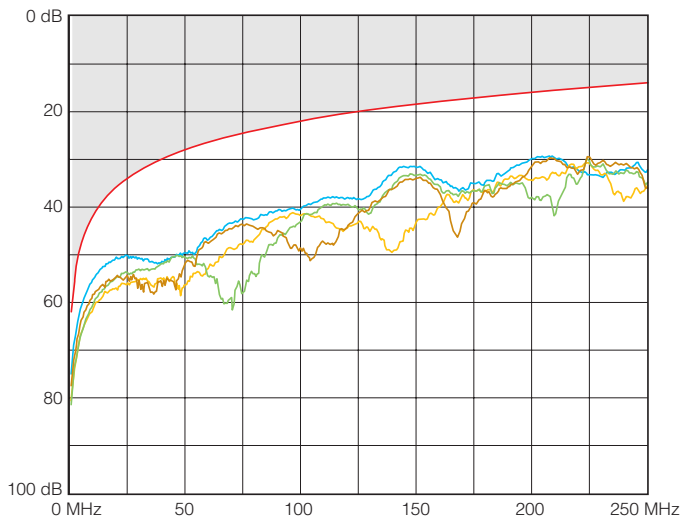
9.2 Permanent link performance (continued) PS ACR (Power sum ACR)



ELFEXT (Equal Level-End Crosstalk attenuation)

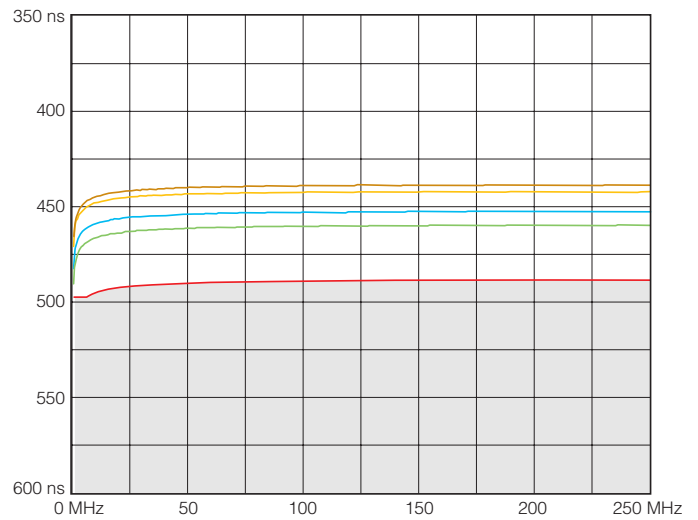


PS ELFEXT (Power sum ELFEXT)

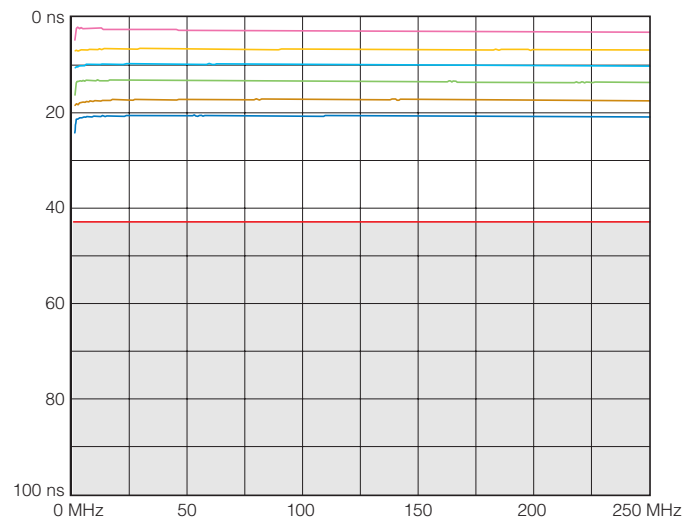


9. PERFORMANCE (continued)

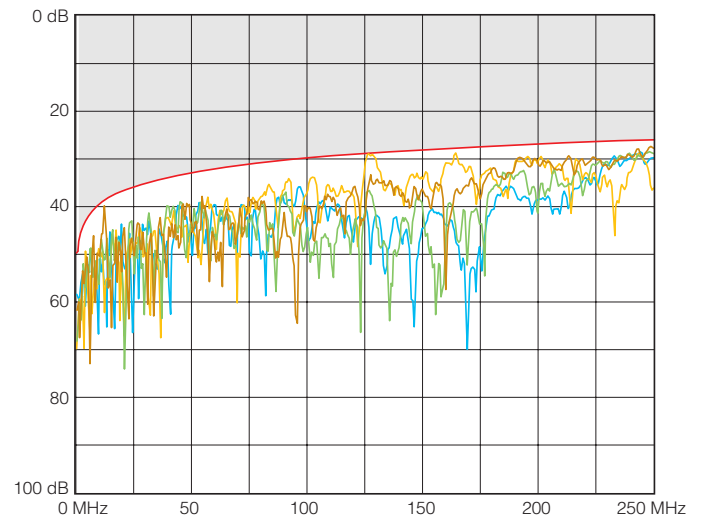
9.2 Permanent link performance (continued) Propagation delay



Delay skew



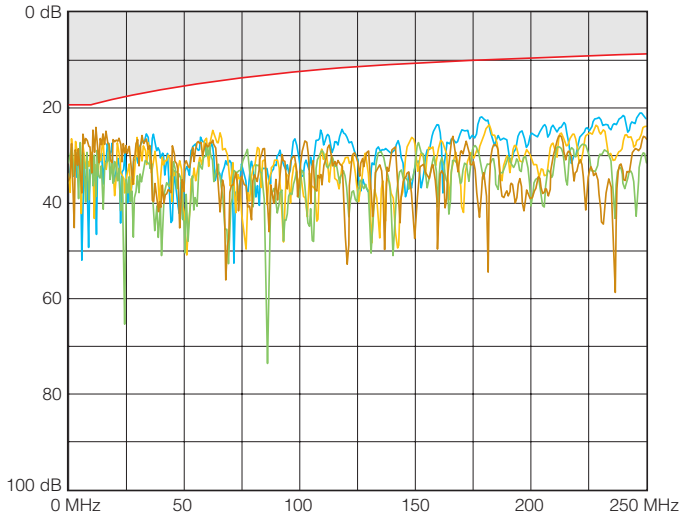
LCL (Longitudinal Conversion Loss)



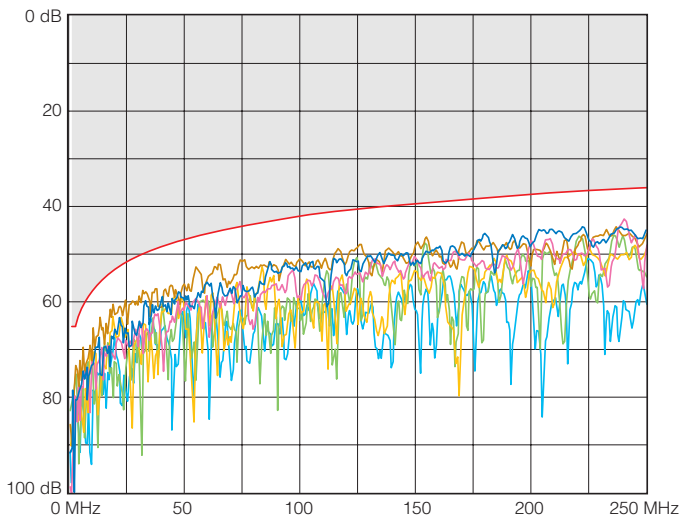
9. PERFORMANCE (continued)

9.3 Channel performance

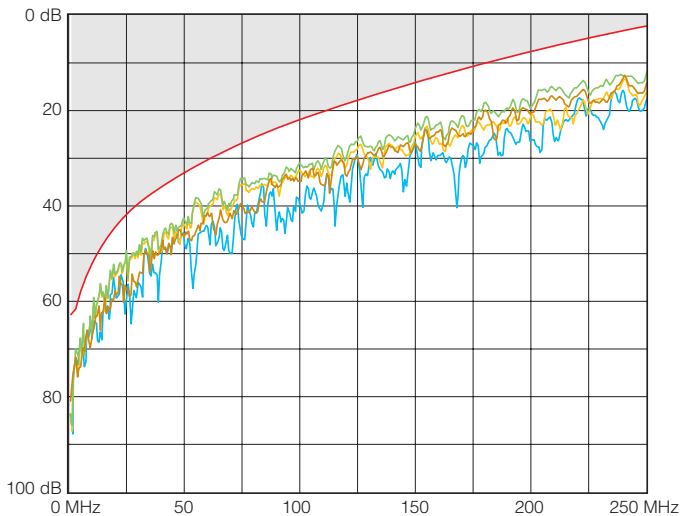
Return loss



NEXT (Near-end Crosstalk Attenuation)



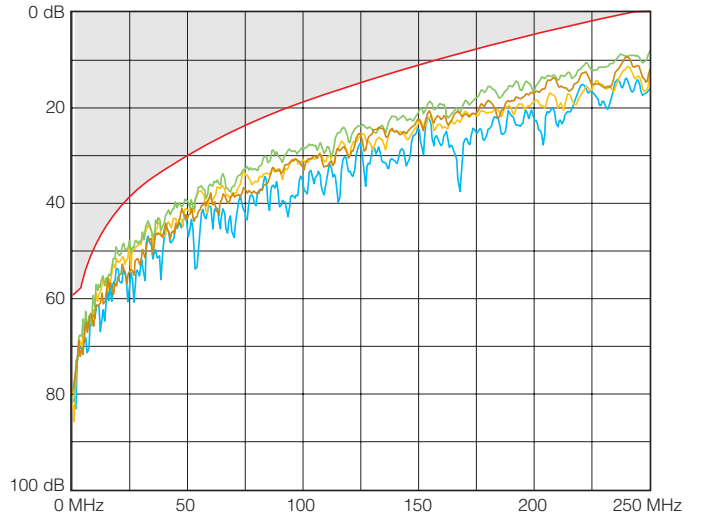
ACR (Attenuation to Crosstalk Ratio)



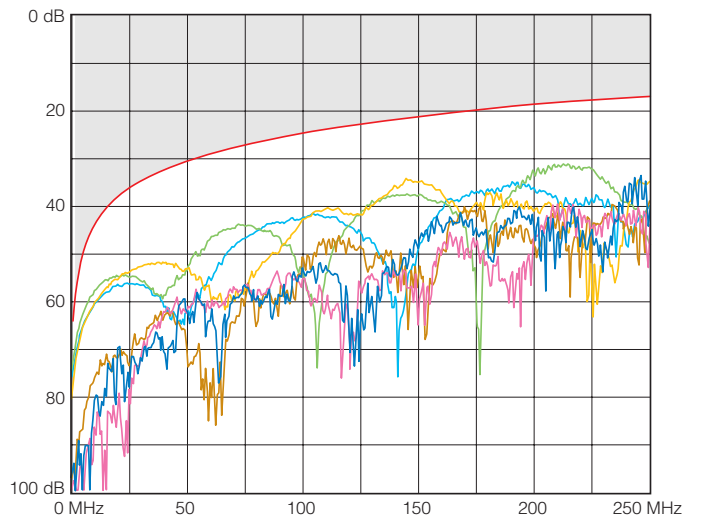
9. PERFORMANCE (continued)

9.3 Channel performance (continued)

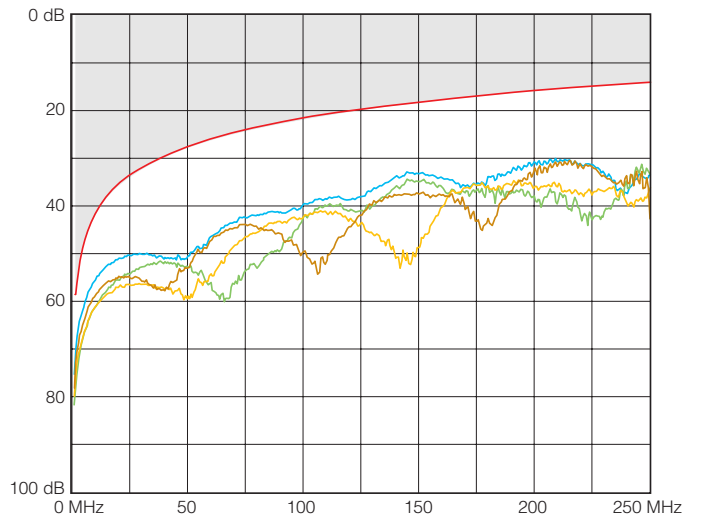
PS ACR (Power sum ACR)



ELFEXT (Equal Level Far-End Crosstalk attenuation)



PS ELFEXT (Power sum ELFEXT)



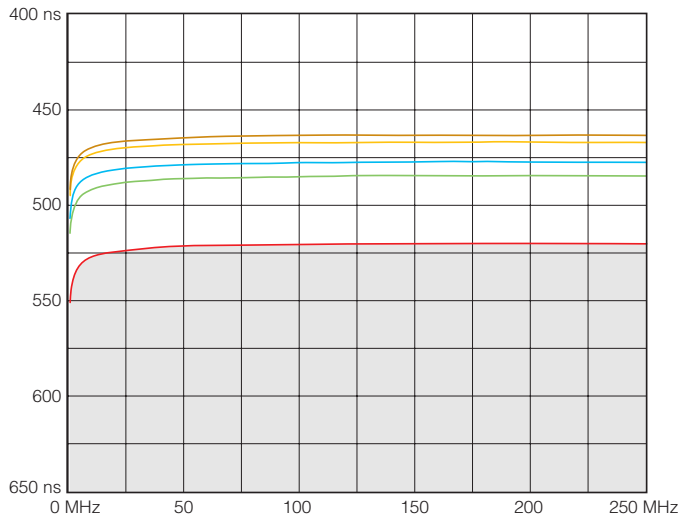
RJ 45 panel and block for LCS⁶ Category 6

Cat. No(s) : 327 00/01/02/06/07/10/11/12

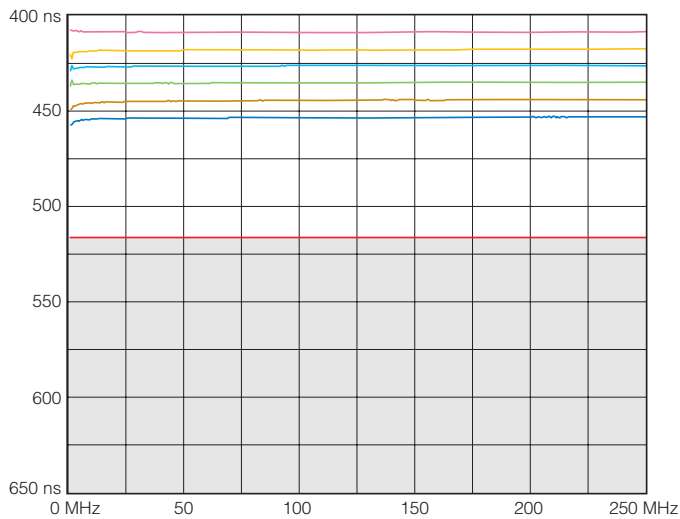
9. PERFORMANCE (continued)

9.3 Channel performance (continued)

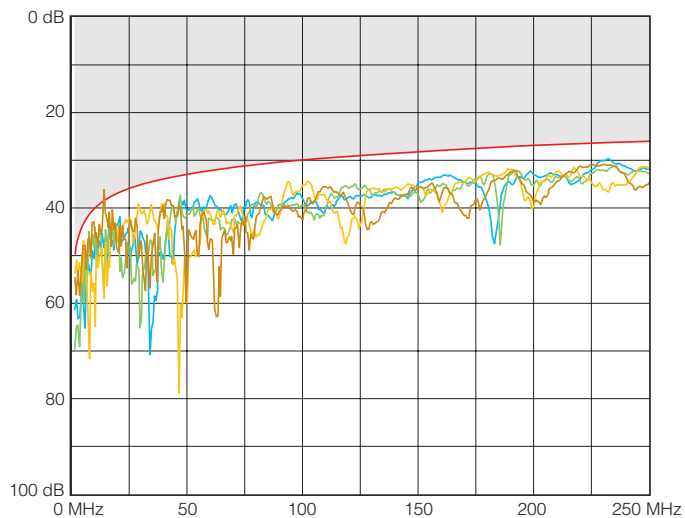
Propagation delay



Delay skew



LCL (Longitudinal Conversion Loss)



10. STANDARDS AND APPROVALS

Conforming to the following standards

ISO 11 801 Second edition

EN 50 173 Second edition

EIA / TIA - 568 - B.2

NFC 20 730

Standard 8877 - 60.603.7