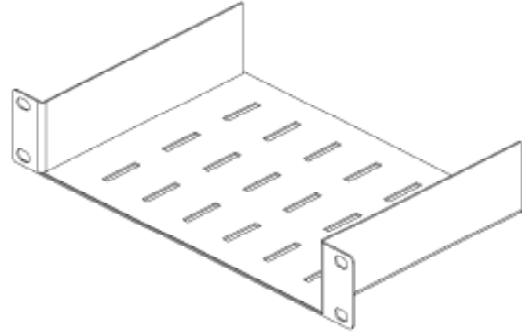
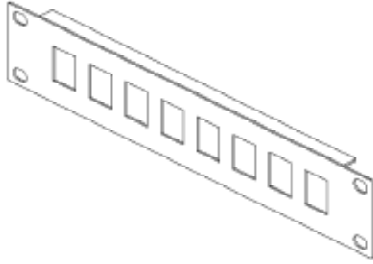
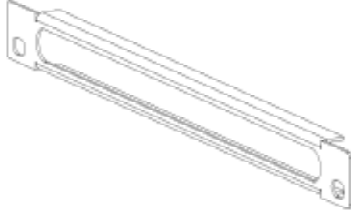


## 10" Accessories



### FEATURES

FEATURES  
10" applications

### COMPLIANCES

UL and cUL  
**Load Carrying Capacity:** ? kg  
**Surface Treatment:** Fosfat coating  
**Painting:** Ral7035 / Ral9005

### STANDARDS

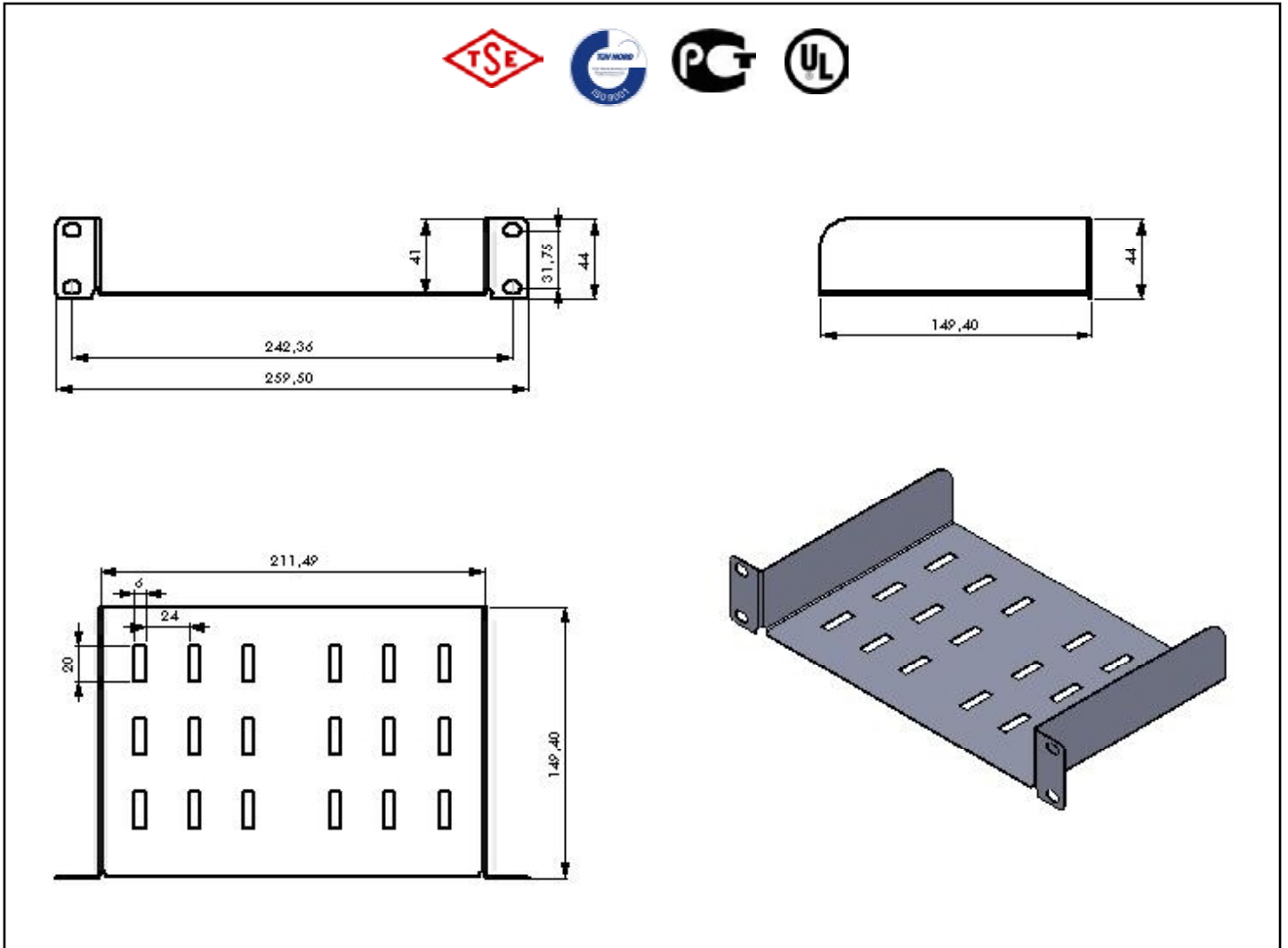
ISO 9001:2000  
TSE:EN 61587-1 Mechanical Structures For Electronic Equipment - Tests For IEC 60917 And IEC 60297  
Climatic and Environment: EN 61587-1/4.2, IEC60068-2-1, IEC60068-2-2, IEC60068-2-30,  
**Flammability:** EN61587-1/6.3

Material Definition and Properties, Thicknesses and Shipment Configuration

Part Definition	Material thickness	Material definition & properties	Shipment Configuration
Main Body	1,2 mm	DIN EN 10130 - 99 EREGLI DC-01 6112 CRS	1ea.

# 1U 10" Shelf

## TECHNICAL DRAWINGS

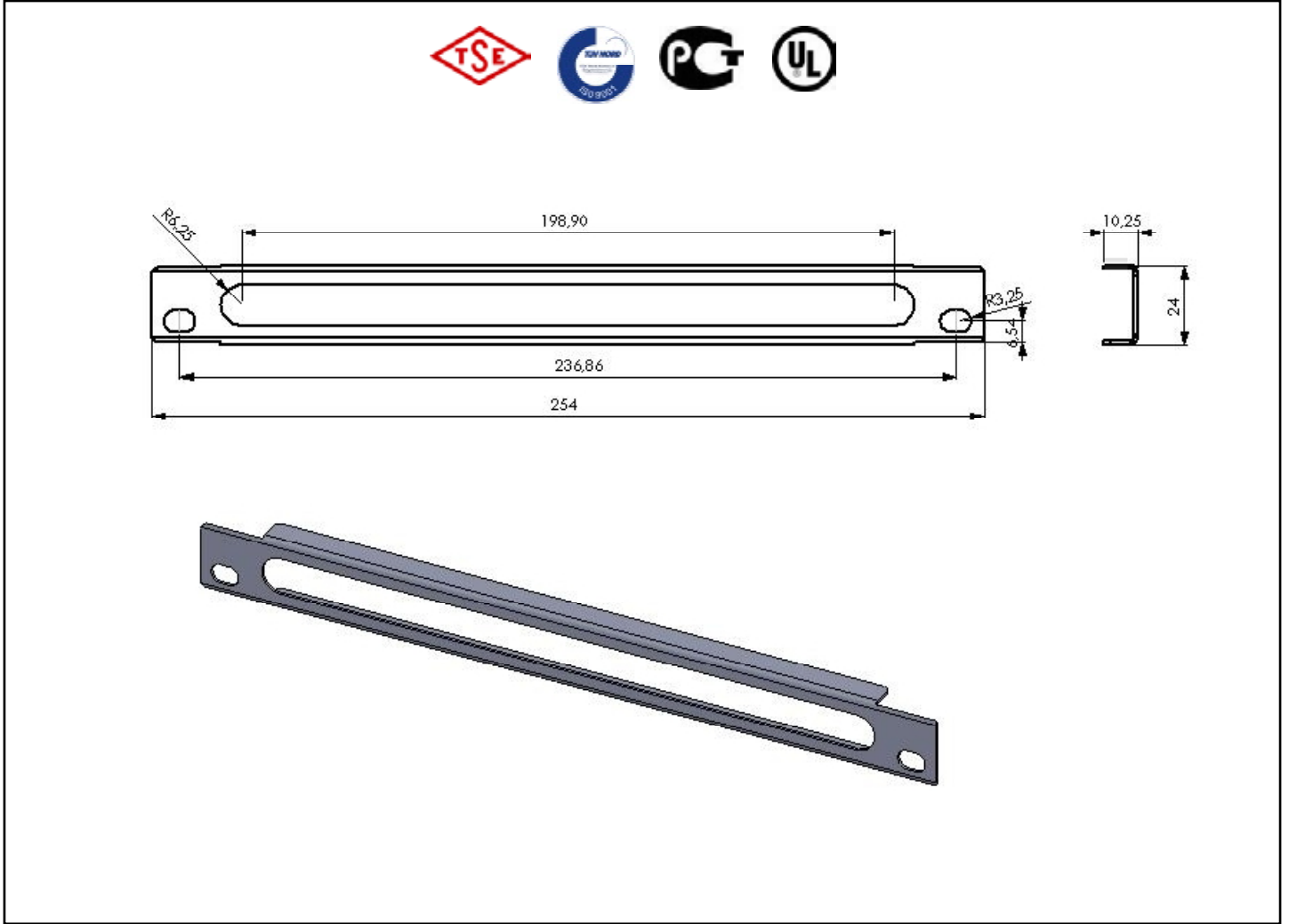


1U10" Shelf		
Order No	Product Definition	Dimensions (wxdxh) mm
SOHSR10	1U 10" Shelf	254x152x44

Shipping Data				
Order No	Quantity	Shipping Dimension (palette) WxHxD	Net Weight (kg)	Gross Weight (kg)
SOHSR10	32	545x425x400	14,40	14,60

# 1/2U 10'' Cable Management Panel

## TECHNICAL DRAWINGS

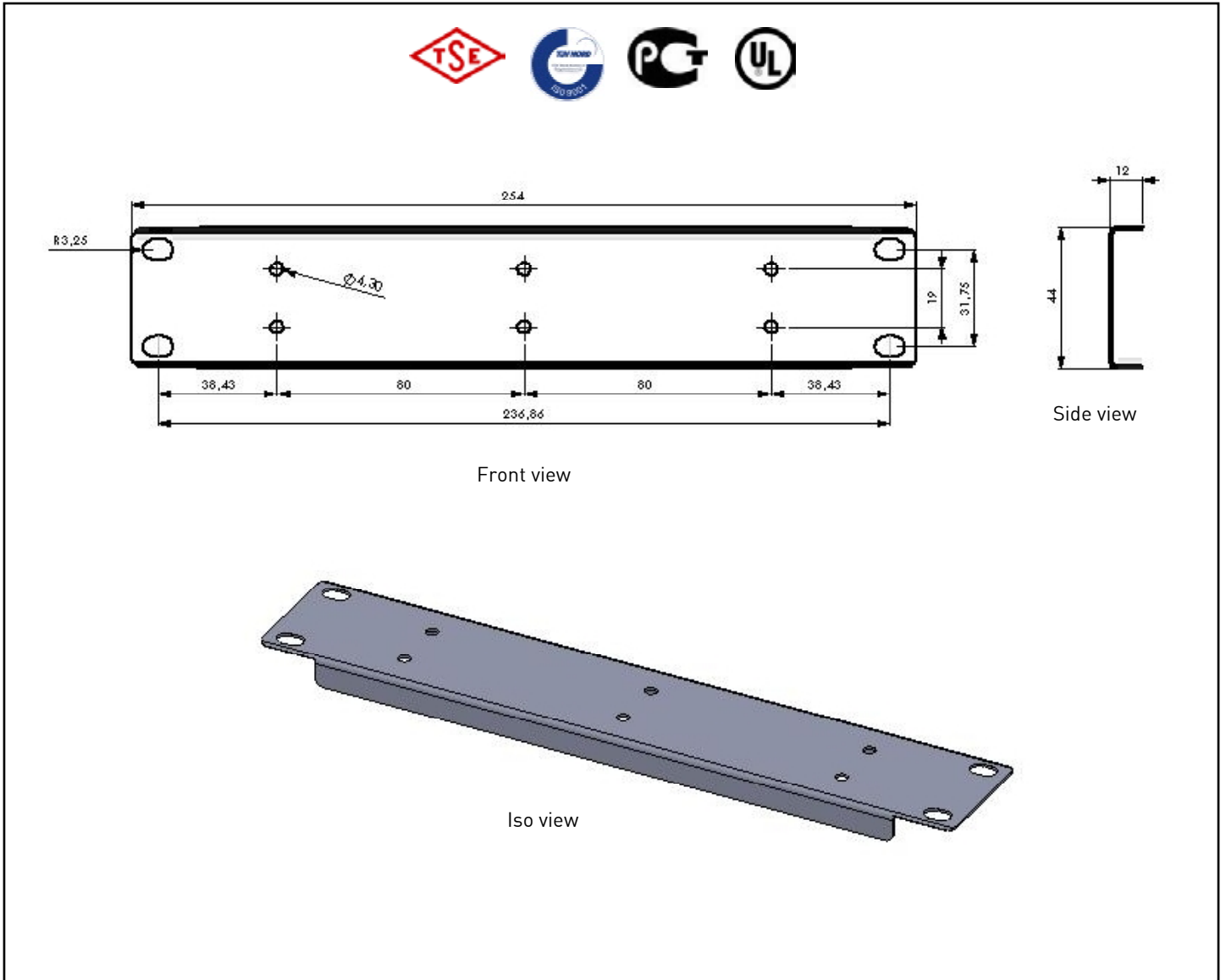


1/2U10'' Cable Management Panel		
Order No	Product Definition	Dimensions (wxdxh) mm
SOHORG10	1/2U 10'' cable management panel with patchcord access hole.	254x12x22

Shipping Data				
Order No	Quantity	Shipping Dimension (palette) WxHxD	Net Weight (kg)	Gross Weight (kg)
SOHORG10	66	560x425x122	8,58	9,25

# 1U 10" Cable Management Panel

## TECHNICAL DRAWINGS



1/2U10" Cable Management Panel		
Order No	Product Definition	Dimensions (wxdxh) mm
SOHORG10	1/2U 10" cable management panel with patchcord access hole.	254x12x22

Shipping Data				
Order No	Quantity	Shipping Dimension (palette) WxHxD	Net Weight (kg)	Gross Weight (kg)
SOHORG10	66	560x425x122	8,58	9,25

