

## Floor ducts & finishing accessories

Cat. No(s): 032800/01/02/03/05/06/07/10, 030092/93,  
030011/12/13/18/19, 010770/71/72/74, 010690.



CONTENTS	PAGES
1. Range	1-2
2. Accessories	3-4
3. Implementation	5
4. Material characteristics	5

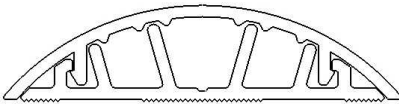
### 1. RANGE

The floor duct distribution system provides:

- distribution, protection and branching of different wires and cables in an electrical installation
- profiles, finishing and routing accessories (end cap, flat angle, junction box, cover joint)
- optimum reliability and safety through compliance with standard NFC 68-104.

For creating a link between a profile, column, mini-column or floor unit.

#### 1.1. Floor duct 50x12 mm Cat. No. 030092

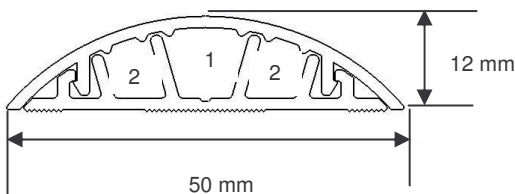


Supplied in lengths of 2 m, packs of 54 m  
To be cut with saw (metal type saw) and cutting box (Cat. No. 030698)

Body and cover made solid by snap-fitting (removable using tool, e.g. screwdriver, etc.)

3 compartments  
IP 40 IK 07  
Colour, grey RAL 7030

Overall dimensions:



### 1. RANGE (continued)

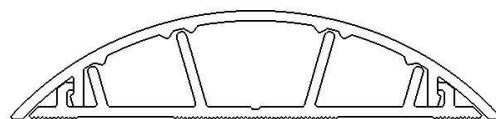
#### 1.1. Floor duct 50x12 mm Cat. No. 030092 (continued)

Cabling capacity:

50x12 mm	Useful cross-section mm <sup>2</sup> per compartment	Cable Ø Max (mm)
1	70	9
2	40	6
2	40	6

50x12 mm	1.5 mm <sup>2</sup>	2.5 mm <sup>2</sup>	4 mm <sup>2</sup>	6 mm <sup>2</sup>	UTP FTP Cat. 6
1	4	3	2	2	1
2	2	1	1	1	0
2	2	1	1	1	0

#### 1.2. Floor duct 75x18 mm, Cat. No. 030093



Supplied in lengths of 2 m, packs of 36 m  
To be cut with saw (metal type saw) and cutting box (Cat. No. 030698)

Body and cover made solid by snap-fitting (removable using tool, e.g. screwdriver, etc.)

3 compartments  
IP 40 IK 07  
Colour, grey RAL 7030

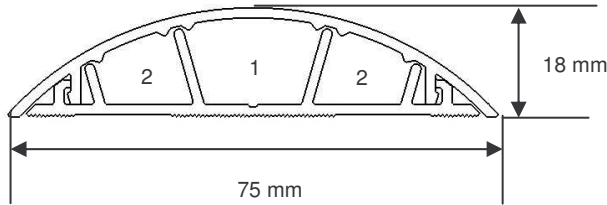
# Floor ducts & finishing accessories

Catalogue number(s): 032800/01/02/03/05/06/07/10, 030092/93, 030011/12/13/18/19, 010770/71/72/74, 010690.

## 1. RANGE (continued)

1.2. Floor duct 75x18 mm, Cat. No. 030093 (continued)

Overall dimensions:

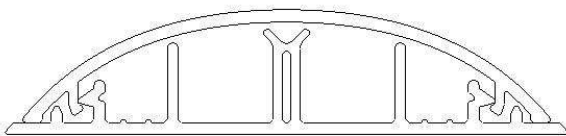


Cabling capacity:

75x18 mm	Useful cross-section mm <sup>2</sup> per compartment	Cable Ø Max (mm)
1	210	14
2	120	11
2	120	11

75x18 mm	1.5 mm <sup>2</sup>	2.5 mm <sup>2</sup>	4 mm <sup>2</sup>	6 mm <sup>2</sup>	UTP FTP Cat. 6
1	12	9	8	6	4
2	7	5	4	3	2
2	7	5	4	3	2

1.3. Floor duct 92x20 mm, Cat. No. 032800

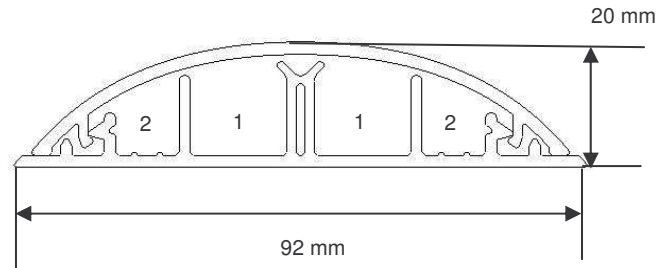


Supplied in lengths of 2 m, packs of 20 m  
Granite and filmed cover.  
Equipped with two adhesive strips for better hold on floor.  
To be cut with saw (metal type saw) and cutting box (Cat. No. 030698)  
Body and cover made solid by snap-fitting (removable using tool, e.g. screwdriver, etc.)  
4 compartments  
IP 40 IK 08  
Colour, grey RAL 7016

## 1. RANGE (continued)

1.3. Floor duct 92x20 mm, Cat. No. 032800 (continued)

Overall dimensions:



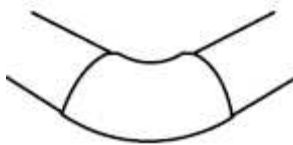
Cabling capacity:

92x20 mm	Useful cross-section mm <sup>2</sup> per compartment	Cable Ø Max (mm)
1	210	14.5
1	210	14.5
2	100	9.5
2	100	9.5

92x20 mm	1.5 mm <sup>2</sup>	2.5 mm <sup>2</sup>	4 mm <sup>2</sup>	6 mm <sup>2</sup>	UTP FTP Cat. 6
1	12	9	8	6	4
1	12	9	8	6	4
2	6	4	3	2	1
2	6	4	3	2	1

## 2. FINISHING ACCESSORIES

2.1. Flat angle, Cat. Nos 030011/18 and 032802.



For joining with flat angle two pieces of floor duct of the same cross-section:

- avoids mitre cutting the profile
- compliance with the protection index (NF C 68-104)
- improved styling (cut covered)
- mounting on skirting by snap-fitting
- for producing flat angles variable by +/- 2°
- can be installed after fitting profiles edge-to-edge, the remaining space takes the flat angle's plate

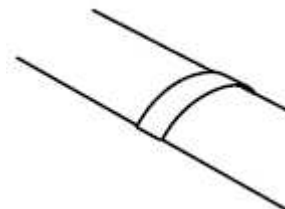
Colour, grey RAL 7030 for Cat. Nos 030011/18

Colour, grey RAL 7016 for Cat. No. 032802

Packs of 10 for Cat. Nos 030011/18, packs of 5 for Cat. No. 032802

Cat. Nos. Flat angle	Useable with floor duct
030011	50x12 mm
030018	75x18 mm
032802	92x20 mm

2.2. Cover joint, Cat. Nos 030011/19 and 032803



For end-to-end joining of two pieces of cover of the same cross-section:

- compliance with the protection index (NF C 68-104)
- improved styling (cut covered)
- mounting on skirting by snap-fitting

Colour, grey RAL 7030 for Cat. Nos 030012/19

Colour, grey RAL 7016 for Cat. No. 032803

Packs of 10

Cat. Nos. Cover joint	Useable with floor duct
030012	50x12 mm
030019	75x18 mm
032803	92x20 mm

## 2. FINISHING ACCESSORIES (continued)

2.3. Junction box, Cat. Nos 030013 and 032801.



For routing in 4 directions with voltage separation for floor ducts of the same cross-section:

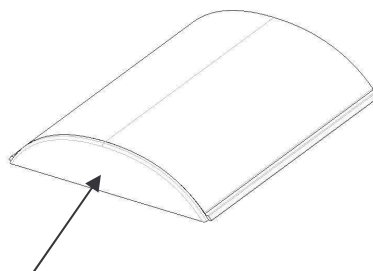
- compliance with the protection index (NF C 68-104)
- improved styling (cut covered)
- screwed floor mounting

Colour, grey RAL 7030 for Cat. No. 030013

Colour, grey RAL 7016 for Cat. No. 032801

Packs of 4 for Cat. No. 030013, packs of 5 for Cat. No. 032802

2.4. End cap, Cat. No. 032807



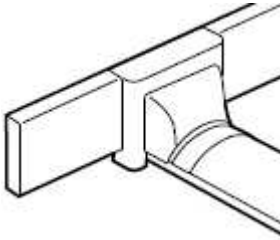
For blanking the end of the floor duct, Cat. No. 032800

- compliance with the protection index
  - improved styling
- Packs of 10

Mounting on profile body from front, by fitting-in and screwing.  
Colour, grey RAL 7016

## 2. FINISHING ACCESSORIES (continued)

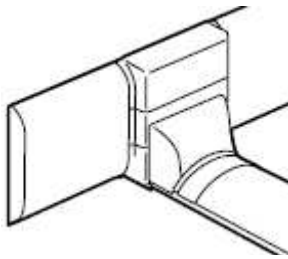
2.5. Connection for skirting mounted mini-trunking 60x20/75x20 mm  
Cat. No. 032805



For branching from mini-trunking 60x20/75x20 mm to floor duct Cat.  
No. 032800

- compliance with the protection index (NF C 68-104)
  - improved styling (cut covered)
  - mounting on profile by snap-fitting
  - Colour, white RAL 9010
- Packs of 1

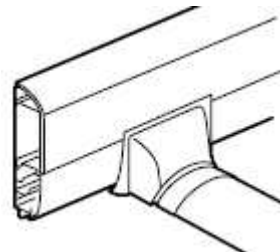
2.6. Connection for white skirting-trunking 80/120x20 mm Cat. No.  
032806



For branching from skirting-trunking 80/120x20 mm to floor duct  
Cat. No. 032800

- compliance with the protection index (NF C 68-104)
  - improved styling (cut covered)
  - mounting on profile by snap-fitting
  - Colour, white RAL 9010
- Packs of 1

2.7. Connection for skirting-trunking 140x35 mm Cat. No. 032810

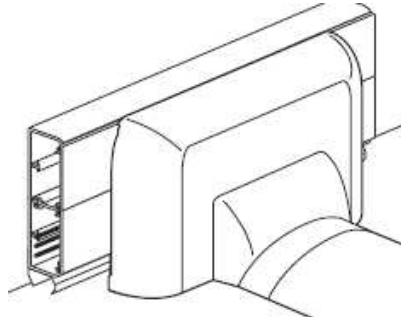


For branching from skirting-trunking 140x35 mm to floor duct Cat.  
No. 032800

- compliance with the protection index (NF C 68-104)
  - improved styling (cut covered)
  - mounting on profile by snap-fitting
  - Colour, white RAL 9010
- Packs of 1

## 2. FINISHING ACCESSORIES (continued)

2.8. Branch to floor duct Cat. No. 010770/71/72/74



For branching from DLP trunking to floor duct Cat. No. 032800

- compliance with the protection index (NF C 68-104)
  - improved styling (cut covered)
  - mounting on profile by snap-fitting
  - Colour, white RAL 9010
- Packs of 5

For use from DLP to floor duct:

Branches to floor duct Cat. Nos 010770/71/72/74 must be  
combined with floor duct extra Cat. No. 010690 (see below)

2.9. Floor duct DLP extra Cat. No. 010690.

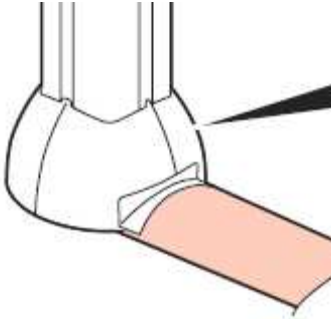


For completing the branching from DLP trunking to floor duct Cat.  
No. 032800

- compliance with the protection index (NF C 68-104)
  - improved styling (cut covered)
  - mounting on profile by snap-fitting
  - Colour, white RAL 9010
- Packs of 5

## 3. IMPLEMENTATION

3.1. Connection from mini-column Cat. No. 030742 to floor duct Cat. No. 032800



A mini-column can be connected to a floor duct Cat. No. 032800.

- compliance with the protection index (NF C 68-104)
  - improved styling (cut covered)
  - mounting on mini-column cover by fitting-in
- Colour, white RAL 9010

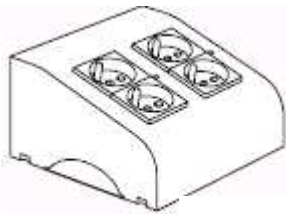
(the mini-column is supplied with the floor duct adapter)



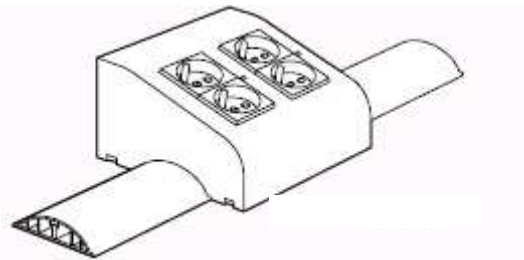
3.2. Connection of floor unit Cat. No. 031748/49 to floor duct Cat. No. 032800

A floor unit can be connected to a floor duct Cat. No. 032800.

Floor unit in single use:



Floor unit combined with floor duct:



## 4. MATERIAL CHARACTERISTICS

4.1. For accessories (flat angles, end caps, junction boxes, cover joints, branches, adapters, extras)

**Family:** polyvinyl chloride PVC

4.2. For floor duct

**Family:** polyvinyl chloride PVC