




# Speedy connection for low currents

Connect area distribution boxes to rear pluggable RJ 45 socket quickly using a single RJ 45/RJ 45 cord



- > Perfect solution for flexible installation with lines in reserve to meet future requirements quickly
- > Speedy installation and maintenance
- > Safe connection with the RJ 45/RJ 45 link
- > Guaranteed performance across the whole LCS system

## LCS Legrand cabling system

area distribution boxes

**NEW**



327 61



327 65



327 67



Installation principles (p. 799)  
Technical characteristics (p. 799)

Used for low current distribution in an area with 1 to 12 RJ 45 sockets, and centralize the connections to provide total flexibility and adaptability of the installation

For installation in false ceilings or false floors

For connection to the patch panel or floor cabinet via 8 or 12 links maximum

The power is supplied to a socket on the workstation very easily using:

- A mixed cord specifically for connection to an RJ 45 socket
- A standard cord specific for connection to a rear pluggable RJ 45 socket


Conforming to standards ISO/IEC 11801 ed. 2.0, EN 50173-1 and EIA/TIA 568  
EIA/TIA 568 A and B colour code

Pack	Cat.Nos	Self-assembly area distribution box
1	327 61	For mounting RJ 45 connector units Cat. Nos 327 30 and 327 31 or blanking plate Cat. No. 327 25
<b>Area distribution boxes with connectors</b>		
Fitted with RJ 45 blanking plugs Supplied with Colring cable ties The boxes with 8 connectors enable configuration with up to 12 links by replacing the blanking plate with a block of four RJ 45 connectors (Cat. Nos 327 10/11/30/31 p. 791)		
<b>Cat. 6</b>		
1	327 65	With 8 RJ 45 cat. 6 - FTP connectors
1	327 69	With 12 RJ 45 cat. 6 - FTP connectors
1	327 64	With 8 RJ 45 cat. 6 - UTP connectors
1	327 68	With 12 RJ 45 cat. 6 - UTP connectors
<b>Cat. 5e</b>		
1	327 63	With 8 RJ 45 cat. 5e - FTP connectors
1	327 67	With 12 RJ 45 cat. 5e - FTP connectors
1	327 62	With 8 RJ 45 cat. 5e - UTP connectors
1	327 66	With 12 RJ 45 cat. 5e - UTP connectors


**NEW**

# LCS Legrand cabling system


specific cords for area distribution boxes and rear pluggable RJ 45 sockets



517 57



515 13



517 90



515 03

Pack	Cat.Nos	Cat. 6 - RJ 45/stripped
		RJ 45 - straight stripped Clip into area distribution boxes and are used for connection to the LCS connector via the stripped side (cord prepared in factory, "ready for wiring"), conforming to standards ISO/IEC 11801 ed. 2.0, EN 50173-1 and EIA/TIA 568 Manual connection to RJ 45 Mosaic sockets
	Blue RAL 5015	<b>Screened F/UTP, impedance 100 Ω PVC</b>
1/4	<b>517 96</b>	Length 8 m
1/4	<b>517 97</b>	Length 15 m
1/4	<b>517 98</b>	Length 20 m
		<b>Unscreened U/UTP, impedance 100 Ω PVC</b>
1/4	<b>517 57</b>	Length 8 m
1/4	<b>517 58</b>	Length 15 m
1/4	<b>517 59</b>	Length 20 m

Pack	Cat.Nos	Cat. 5e - RJ 45/stripped
		RJ 45 - straight stripped Clip into area distribution boxes and are used for connection to the LCS connector via the stripped side (cord prepared in factory, "ready for wiring"), conforming to standards ISO/IEC 11801 ed. 2.0, EN 50173-1 and EIA/TIA 568 Manual connection to RJ 45 Mosaic sockets
	Grey RAL 7035	<b>Screened F/UTP, impedance 100 Ω PVC</b>
1/4	<b>517 93</b>	Length 8 m
1/4	<b>517 94</b>	Length 15 m
1/4	<b>517 95</b>	Length 20 m
		<b>Unscreened U/UTP, impedance 100 Ω PVC</b>
1/4	<b>517 90</b>	Length 8 m
1/4	<b>517 91</b>	Length 15 m
1/4	<b>517 92</b>	Length 20 m

Pack	Cat.Nos	Cat. 6 - RJ 45/RJ 45
		For direct connection via RJ 45 male plug to the area distribution box and to rear pluggable RJ 45 socket to ensure: - Safe connection - Fast and reliable connection
	Blue RAL 5015	<b>Screened F/UTP, impedance 100 Ω LSZH</b>
1/4	<b>515 13</b>	Length 8 m
1/4	<b>515 14</b>	Length 15 m
1/4	<b>515 15</b>	Length 20 m
		<b>Unscreened U/UTP, impedance 100 Ω LSZH</b>
1/4	<b>515 10</b>	Length 8 m
1/4	<b>515 11</b>	Length 15 m
1/4	<b>515 12</b>	Length 20 m

Pack	Cat.Nos	Cat. 5e - RJ 45/RJ 45
		For direct connection via RJ 45 male plug to the area distribution box and to rear pluggable RJ 45 socket to ensure: - Safe connection - Fast and reliable connection
	Grey RAL 7035	<b>Screened F/UTP, impedance 100 Ω LSZH</b>
1/4	<b>515 03</b>	Length 8 m
1/4	<b>515 04</b>	Length 15 m
1/4	<b>515 05</b>	Length 20 m
		<b>Unscreened U/UTP, impedance 100 Ω LSZH</b>
1/4	<b>515 00</b>	Length 8 m
1/4	<b>515 01</b>	Length 15 m
1/4	<b>515 02</b>	Length 20 m

Pack	Cat.Nos	Rear pluggable RJ 45 sockets - white
		For use with area distribution boxes system Connection to boxes via RJ 45-RJ 45 cords Used to create Cat. 6 and Cat 5e links in accordance with standards ISO 11801 ed.2.0, EN 50173-1 and EIA/TIA 568 B2 Multi-directional cable entry Can be installed in all supports minimum depth 40 mm
	2 mod.	<b>Cat. 6 - FTP</b>
10	<b>742 19</b>	9 contacts
		<b>Cat. 6 - UTP</b>
10	<b>742 18</b>	8 contacts
		<b>Cat. 5 - FTP</b>
10	<b>742 09</b>	9 contacts
		<b>Cat. 5 - UTP</b>
10	<b>742 08</b>	8 contacts

The 20-year Legrand guarantee applies in all cases where the complete Legrand system is used: box + cord + rear pluggable RJ 45 socket