



## Fixed Shelves / D=600 / D=800 / D=1000 mm



### FEATURES

4 fixing points fit at the sides of rear and front 19" mounting angetes  
Suitable with ESTAP 19" profiles Vented

### COMPLIANCES

UL and cUL

**Load Carrying Capacity:** 50 kg

**Surface Treatment:** Fosfat coating

**Painting:** Ral7035 / Ral9005

### STANDARDS

ISO 9001:2000

TSE:EN 61587-1 Mechanical Structures For Electronic Equipment - Tests For IEC 60917 And IEC 60297

**Climatic and Environ:** EN 61587-1/4.2, IEC60068-2-1, IEC60068-2-2, IEC60068-2-30,

**Static Mechanical Load Lifting:** EN61587-1/5.2.1

**Static Mechanical Load Stiffness:** EN61587-1/5.2.2

**Dynamic Mechanical Load Vibration and Shock, Impact:** EN61587-1/5.3.1, EN61587-1/5.3.3, IEC60068-2-6, IEC60068-2-27,

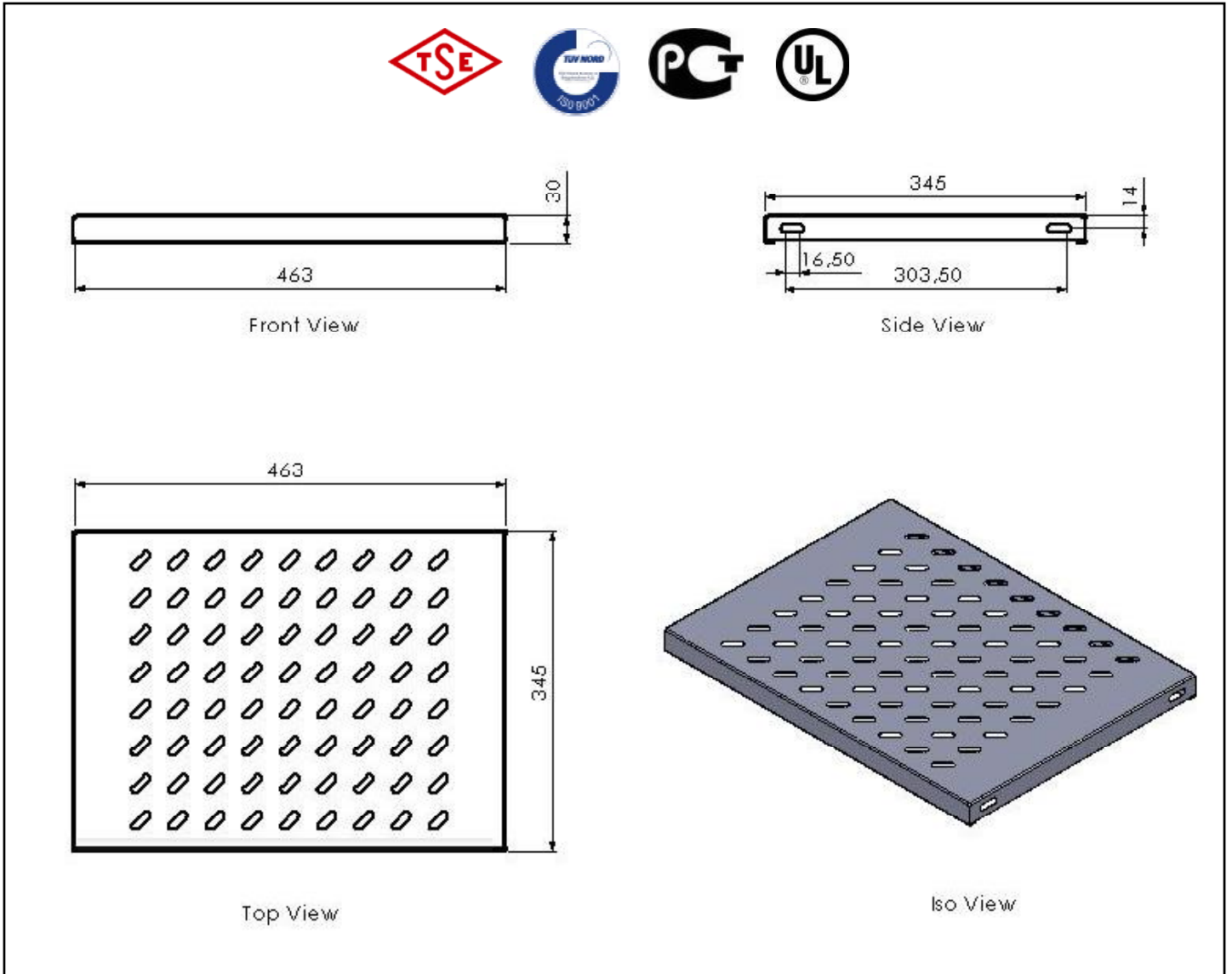
**Flammability:** EN61587-1/6.3

### Material Definition and Properties, Thicknesses and Shipment Configuration

Part Definition	Material thickness	Material definition & properties	Shipment Configuration
Fixed Shelf	1,0 mm	DIN EN 10130 - 99 EREGLI DC-01 6112 CRS	1ea.

## Fixed Shelves D=600 mm

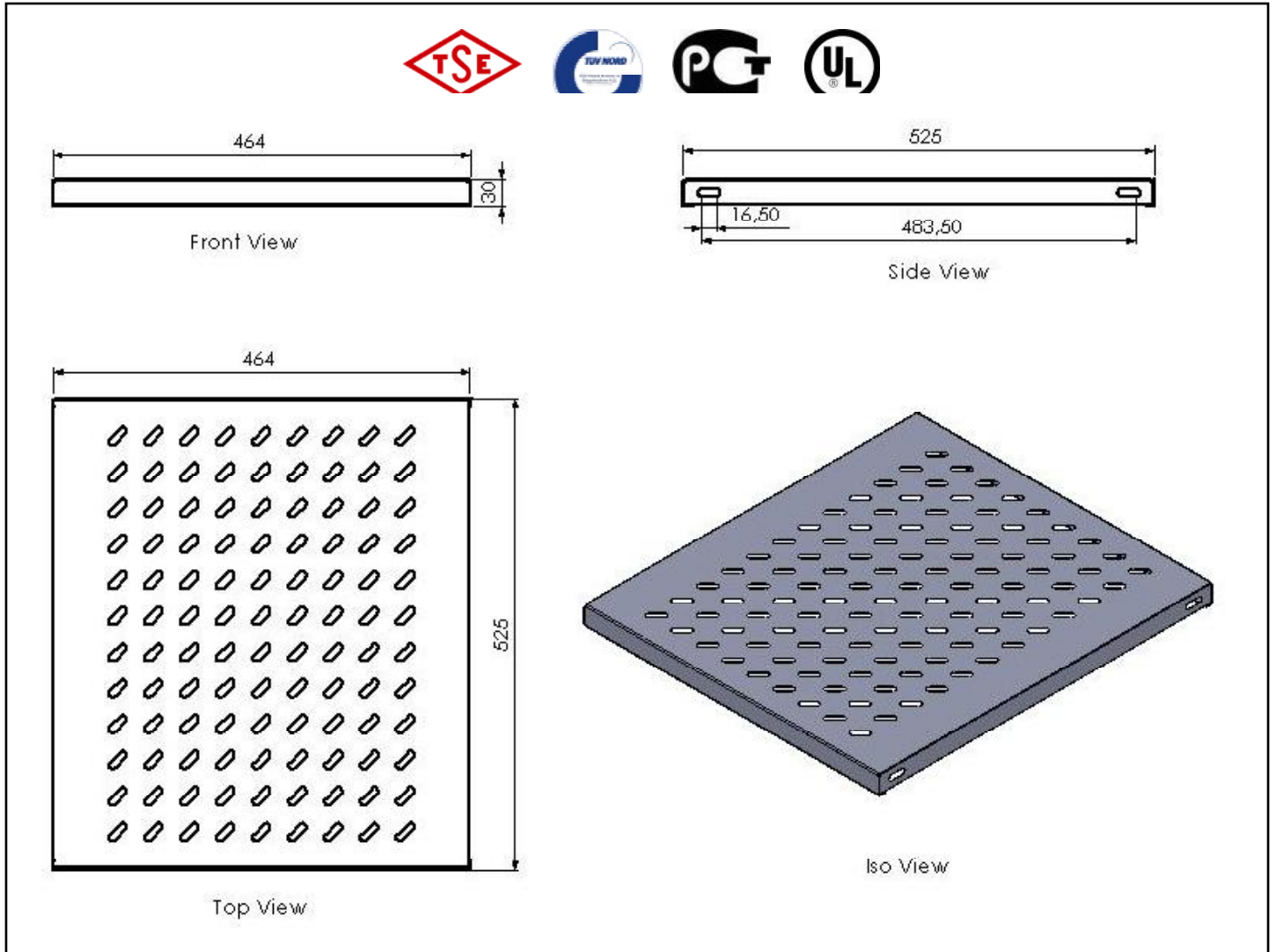
### TECHNICAL DRAWINGS



Fixed Shelves		
Order No	Product Definition	Dimensions (wxdxh) mm
M44SBR60	Fixed shelf , vented , enclosure depth=600 mm	465x345x30

Shipping Data				
Order No	Quantity	Shipping Dimension (palette) WxHxD	Net Weight (kg)	Gross Weight (kg)
M44SBR60	12	545x425x400	21,96	23,00

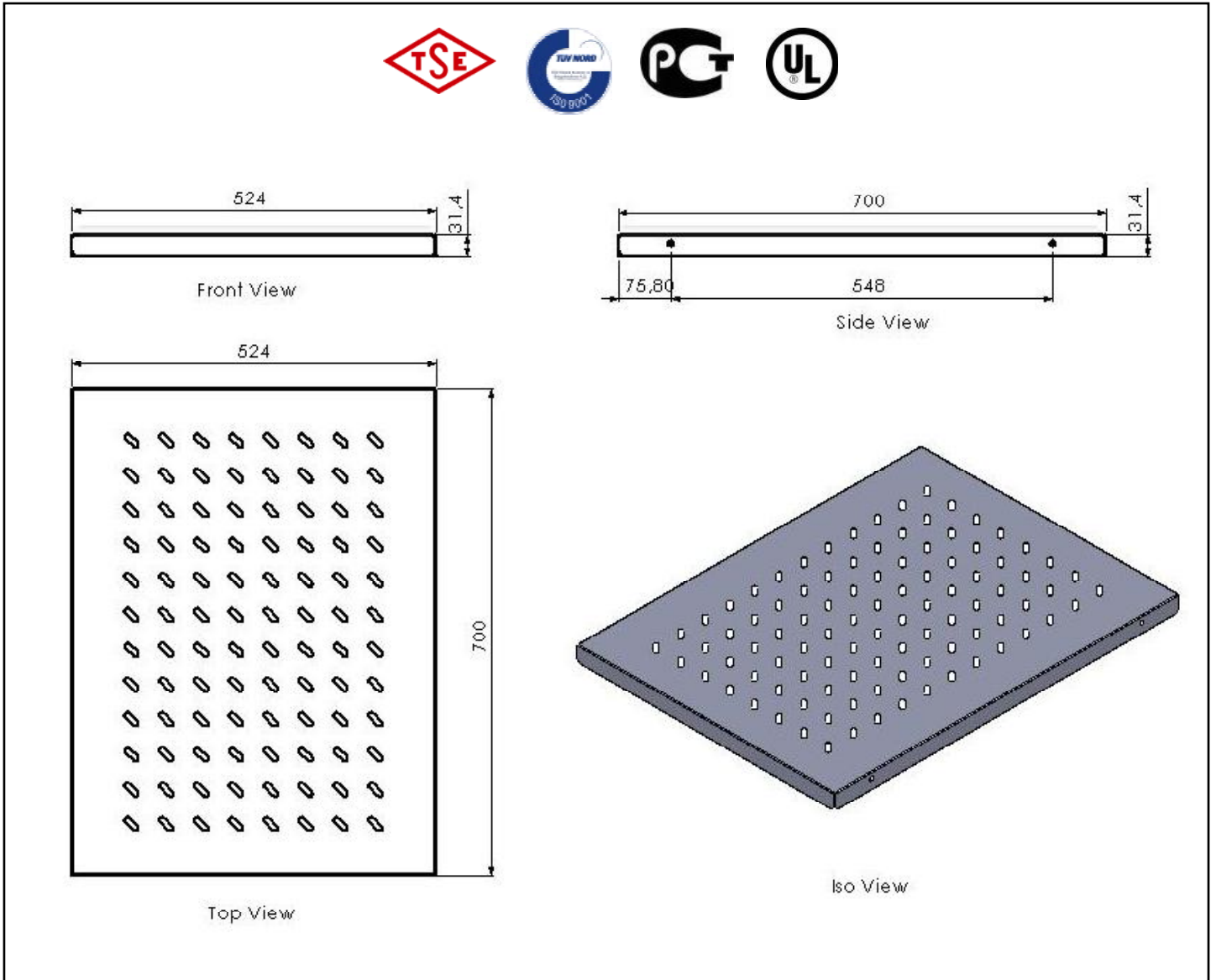
## Fixed Shelves D=800 mm



Fixed Shelves		
Order No	Product Definition	Dimensions (wxdxh) mm
M445BR80	Fixed shelf , vented , enclosure depth=800 mm	465x525x30

Shipping Data				
Order No	Quantity	Shipping Dimension (palette) WxHxD	Net Weight (kg)	Gross Weight (kg)
M445BR80	12	550x440x605	31,80	33,00

## Fixed Shelves D=1000 mm



Fixed Shelves		
Order No	Product Definition	Dimensions (wxdxh) mm
M445BR100	Fixed shelf, vented, enclosure depth=1000 mm	485x745x30

Shipping Data				
Order No	Quantity	Shipping Dimension (palette) WxHxD	Net Weight (kg)	Gross Weight (kg)
M445BR100	10	550x440x800	50,00	52,00