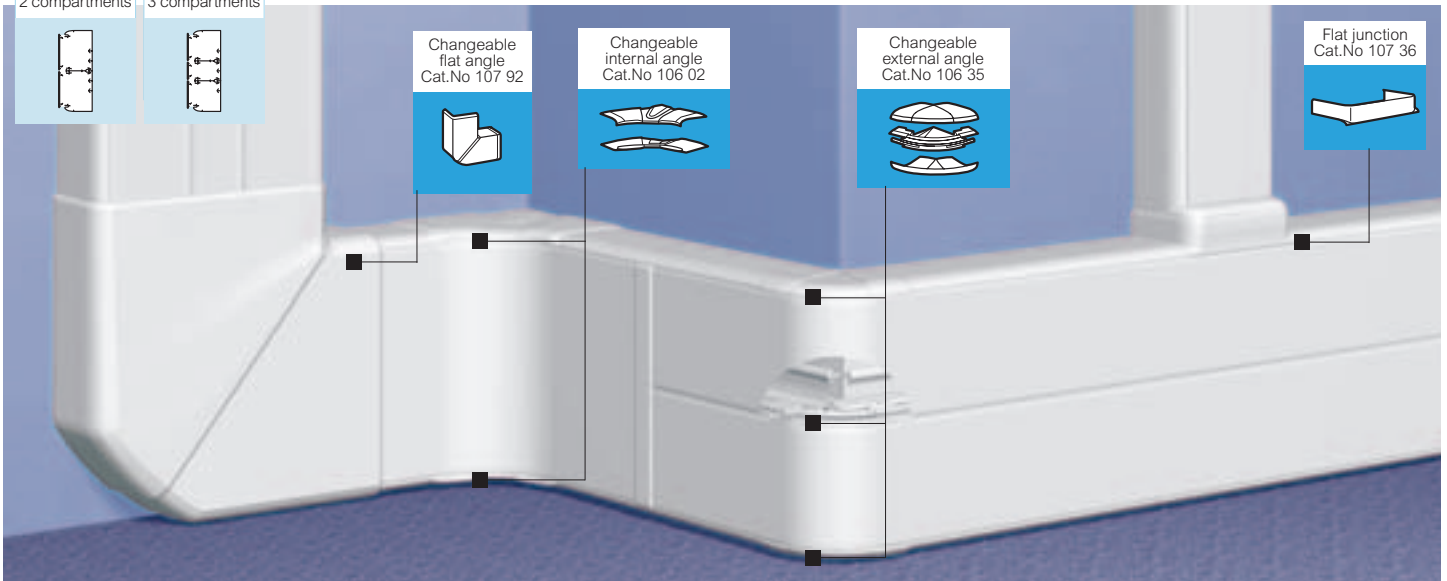
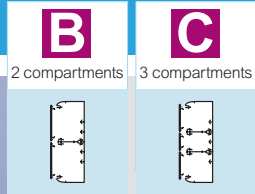


White
length: 2 m

adaptable DLP trunking 50 x 195

trunking and fittings



Selection chart (p. 706)
 Wiring capacity chart (p. 726)

Pack	Cat.Nos	Multi-compartment trunkings																																		
8 ⁽¹⁾	<table border="1"> <tr> <td>2 comp. Cover 85 B</td> <td>3 comp. Cover 40 and 65 C</td> </tr> <tr> <td colspan="2">104 52</td> </tr> </table>	2 comp. Cover 85 B	3 comp. Cover 40 and 65 C	104 52		<p>Body 50 x 195 mm - Length 2 m Supplied without cover</p> <p>Flexible covers Fits onto the whole trunking including in internal or external angles Length 2 m</p> <table border="1"> <tr> <td>20⁽¹⁾</td> <td>105 20</td> <td>Partial cover, width 40 mm</td> </tr> <tr> <td>20⁽¹⁾</td> <td>105 21</td> <td>Partial cover, width 65 mm</td> </tr> <tr> <td>20⁽¹⁾</td> <td>105 22</td> <td>Partial cover, width 85 mm</td> </tr> </table> <p>Partitions Length 2 m</p> <table border="1"> <tr> <td>48⁽¹⁾</td> <td>104 72</td> <td>Division partition, for fitting partial covers</td> </tr> <tr> <td>24⁽¹⁾</td> <td>105 82</td> <td>Separation partition</td> </tr> </table> <p>Joints</p> <table border="1"> <tr> <td>20</td> <td>106 92</td> <td>Body joint, attached with adhesive (fit at the end of installation)</td> </tr> <tr> <td>20</td> <td>106 91</td> <td>Body joint For aligning bases during installation</td> </tr> <tr> <td>10</td> <td>108 00</td> <td>Cover joints for 40 mm cover</td> </tr> <tr> <td>10</td> <td>108 01</td> <td>Cover joints for 65 mm cover</td> </tr> <tr> <td>10</td> <td>108 02</td> <td>Cover joints for 85 mm cover</td> </tr> </table>	20 ⁽¹⁾	105 20	Partial cover, width 40 mm	20 ⁽¹⁾	105 21	Partial cover, width 65 mm	20 ⁽¹⁾	105 22	Partial cover, width 85 mm	48 ⁽¹⁾	104 72	Division partition, for fitting partial covers	24 ⁽¹⁾	105 82	Separation partition	20	106 92	Body joint, attached with adhesive (fit at the end of installation)	20	106 91	Body joint For aligning bases during installation	10	108 00	Cover joints for 40 mm cover	10	108 01	Cover joints for 65 mm cover	10	108 02	Cover joints for 85 mm cover
2 comp. Cover 85 B	3 comp. Cover 40 and 65 C																																			
104 52																																				
20 ⁽¹⁾	105 20	Partial cover, width 40 mm																																		
20 ⁽¹⁾	105 21	Partial cover, width 65 mm																																		
20 ⁽¹⁾	105 22	Partial cover, width 85 mm																																		
48 ⁽¹⁾	104 72	Division partition, for fitting partial covers																																		
24 ⁽¹⁾	105 82	Separation partition																																		
20	106 92	Body joint, attached with adhesive (fit at the end of installation)																																		
20	106 91	Body joint For aligning bases during installation																																		
10	108 00	Cover joints for 40 mm cover																																		
10	108 01	Cover joints for 65 mm cover																																		
10	108 02	Cover joints for 85 mm cover																																		

Pack	Cat.Nos	Angles and end cap
5	106 06	<p>Internal and external angles Include the 2 components for the top and bottom of the trunking on which the flexible cover and 1 and 2 partition joints fit respectively, ensuring continuity of the partitions and holding the covers in place, for 2 and 3 compartment configurations</p> <p>Changeable internal angle, from 85° to 95° for 50 x 150 and 50 x 195 mm trunkings</p>
5	106 50	<p>Changeable internal angle, from 85° to 95° for 50 x 170 and 50 x 195 mm trunkings</p>
5	106 35	<p>Changeable external angle, from 60° to 120° for 50 x 150 and 50 x 195 mm trunkings</p>
5	106 38	<p>Changeable external angle, from 60 to 120° for 50 x 170 and 50 x 195 mm trunkings</p>

Pack	Cat.Nos	Angles and end cap (continued)
2	107 92	<p>Flat angle 90° flat angle</p>
5	107 07	<p>End cap Left or right end cap</p>
5	107 35	<p>Junctions Flat junctions To tap-off to an 80 mm wide trunking</p>
5	107 37	<p>To tap-off to a 105 mm wide trunking equipped with a 65 mm cover</p>
5	107 36	<p>To tap-off to a 105 mm wide trunking equipped with an 85 mm cover</p>
5	107 63	<p>Angled junction To tap-off in an internal angle to 35 x 80, 35 x 105, 50 x 80 or 50 x 105 mm trunking Used with an internal angle Cat.No 106 02, 106 06 or 106 50</p>

Pack	Cat.Nos	Accessories
50	106 82	Clip for 40, 65 and 85 mm covers
50	106 86	Clip for 180 mm cover
100	308 81	Base for clamp

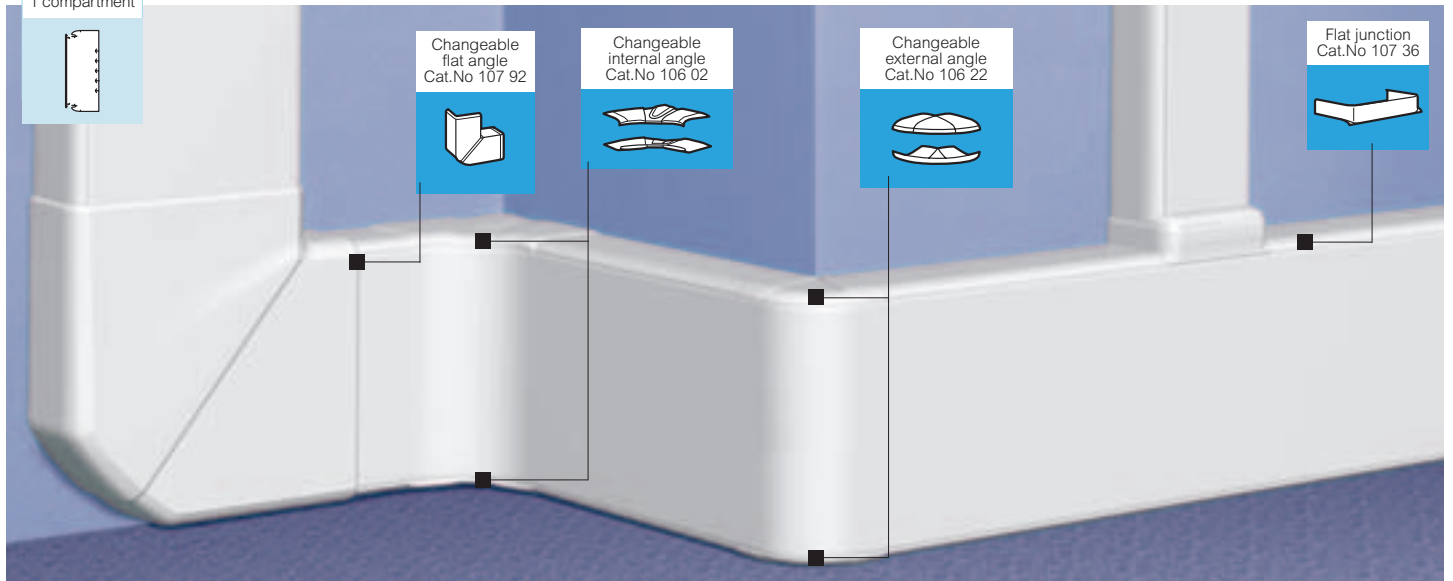
Installation accessories (p. 724)

(1) Number of meters in pack

White
length: 2 m

adaptable DLP trunking 50 x 195
trunking and fittings

A
1 compartment



Selection chart (p. 706)
Wiring capacity chart (p. 726)

Single compartment trunking

Pack	Cat.Nos	Description
8 ⁽¹⁾	104 52	1 comp. Cover 180 Body 50 x 195 mm Supplied without cover Length 2 m
8 ⁽¹⁾	105 26	Flexible cover Fits onto the whole trunking including in internal or external angles Length 2 m Full cover width 180 mm
24 ⁽¹⁾	105 82	Partition Length 2 m Separation partition
20	106 92	Joints Body joint, attached with adhesive (fit at the end of installation)
20	106 91	Body joint For aligning bases during installation
10	108 06	Cover joint

Junctions

Pack	Cat.Nos	Description
5	107 35	Flat junction To tap-off to an 80 mm wide trunking
5	107 37	To tap-off to a 105 mm wide trunking equipped with a 65 mm cover
5	107 36	To tap-off to a 105 mm wide trunking equipped with an 85 mm cover
5	107 63	Angled junction To tap-off in an internal angle to 35 x 80, 35 x 105, 50 x 80 or 50 x 105 mm trunking Used with an internal angle Cat.No 106 02, 106 06 or 106 50

Accessories

50	106 82	Clip for 40, 65 and 85 mm covers
50	106 86	Clip for 180 mm cover
100	308 81	Base for clamp

Angles and end cap

Pack	Cat.Nos	Description
10	106 02	Internal and external angles Include the 2 components for the top and bottom of the trunking on which the flexible cover is fitted Changeable internal angle, from 85° to 95° for 50 x 80/50 x 105/50 x 150 and 50 x 195 mm trunkings
10	106 22	Changeable external angle, from 60° to 120° for 50 x 80/50 x 105/50 x 150 and 50 x 195 mm trunkings
2	107 92	Flat angle 90° flat angle
5	107 07	End cap Left or right end cap

Installation accessories (p. 724)

(1) Number of meters in pack